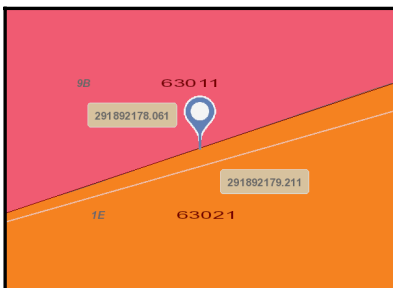
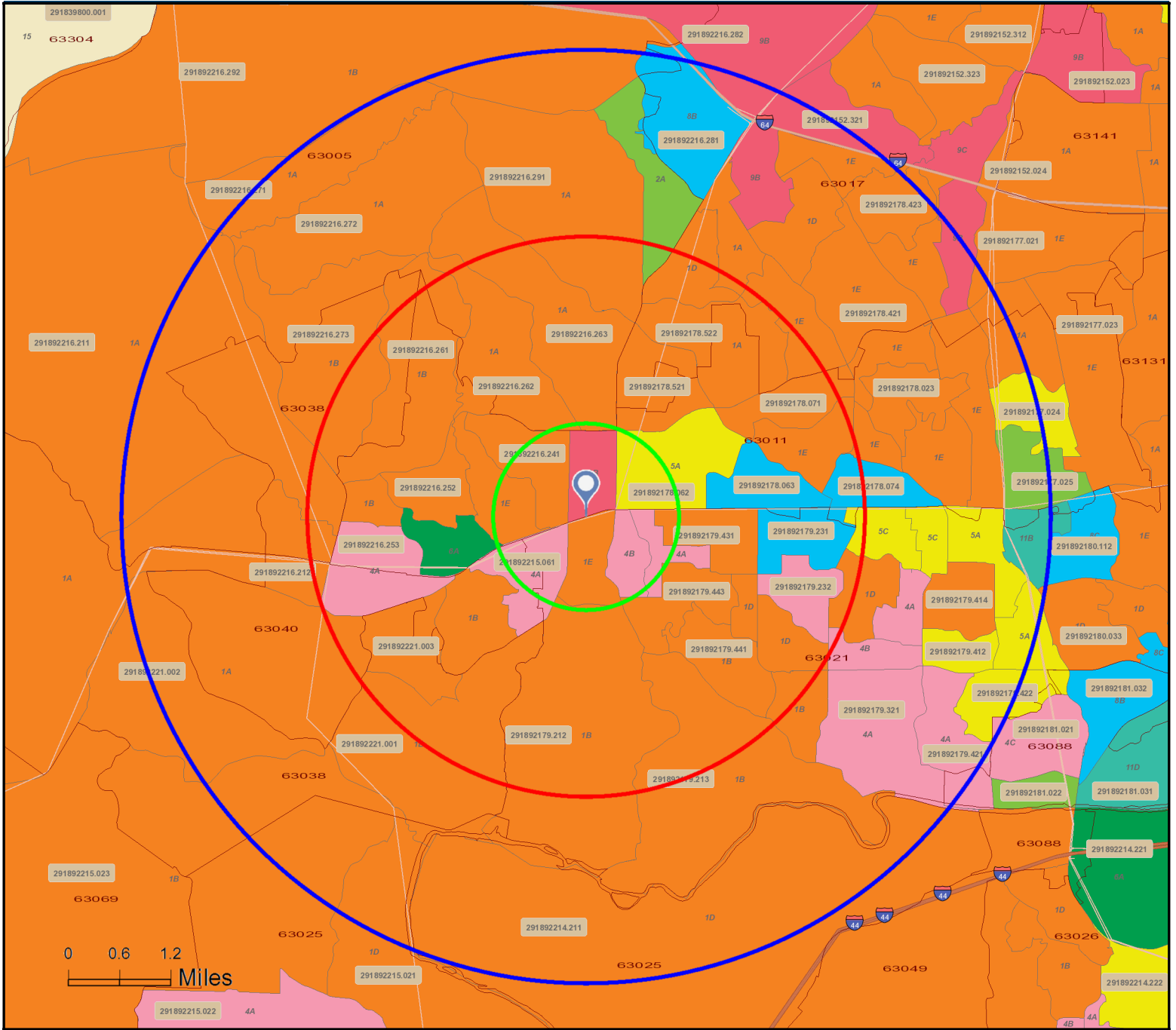




# Dominant Tapestry Map

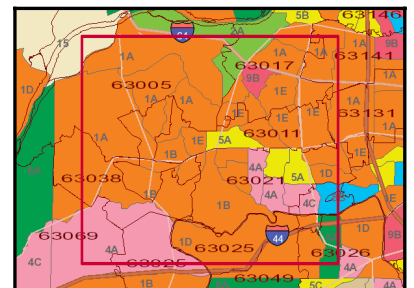
16006 Manchester Road  
16006 Manchester Rd, Ellisville, Missouri, 63011  
Rings: 1, 3, 5 mile radii

Prepared by Esri  
Latitude: 38.59151  
Longitude: -90.59178



### Tapestry LifeMode

- L1: Affluent Estates
- L2: Upscale Avenues
- L3: Uptown Individuals
- L4: Family Landscapes
- L5: GenXurban
- L6: Cozy Country
- L7: Ethnic Enclaves
- L8: Middle Ground
- L9: Senior Styles
- L10: Rustic Outposts
- L11: Midtown Singles
- L12: Hometown
- L13: Next Wave
- L14: Scholars and Patriots



Source: Esri

December 30, 2015



## Tapestry Segmentation

Tapestry Segmentation represents the fifth generation of market segmentation systems that began 30 years ago. The 67-segment Tapestry Segmentation system classifies U.S. neighborhoods based on their socioeconomic and demographic composition. Each segment is identified by its two-digit Segment Code. Match the two-digit segment labels on the map to the list below. Click each segment below for a detailed description.

- Segment 1A (Top Tier)
- Segment 1B (Professional Pride)
- Segment 1C (Boomburbs)
- Segment 1D (Savvy Suburbanites)
- Segment 1E (Exurbanites)
- Segment 2A (Urban Chic)
- Segment 2B (Pleasantville)
- Segment 2C (Pacific Heights)
- Segment 2D (Enterprising Professionals)
- Segment 3A (Laptops and Lattes)
- Segment 3B (Metro Renters)
- Segment 3C (Trendsetters)
- Segment 4A (Soccer Moms)
- Segment 4B (Home Improvement)
- Segment 4C (Middleburg)
- Segment 5A (Comfortable Empty Nesters)
- Segment 5B (In Style)
- Segment 5C (Parks and Rec)
- Segment 5D (Rustbelt Traditions)
- Segment 5E (Midlife Constants)
- Segment 6A (Green Acres)
- Segment 6B (Salt of the Earth)
- Segment 6C (The Great Outdoors)
- Segment 6D (Prairie Living)
- Segment 6E (Rural Resort Dwellers)
- Segment 6F (Heartland Communities)
- Segment 7A (Up and Coming Families)
- Segment 7B (Urban Villages)
- Segment 7C (American Dreamers)
- Segment 7D (Barrios Urbanos)
- Segment 7E (Valley Growers)
- Segment 7F (Southwestern Families)
- Segment 8A (City Lights)
- Segment 8B (Emerald City)
- Segment 8C (Bright Young Professionals)
- Segment 8D (Downtown Melting Pot)
- Segment 8E (Front Porches)
- Segment 8F (Old and Newcomers)
- Segment 8G (Hardscrabble Road)
- Segment 9A (Silver & Gold)
- Segment 9B (Golden Years)
- Segment 9C (The Elders)
- Segment 9D (Senior Escapes)
- Segment 9E (Retirement Communities)
- Segment 9F (Social Security Set)
- Segment 10A (Southern Satellites)
- Segment 10B (Rooted Rural)
- Segment 10C (Diners & Miners)
- Segment 10D (Down the Road)
- Segment 10E (Rural Bypasses)
- Segment 11A (City Strivers)
- Segment 11B (Young and Restless)
- Segment 11C (Metro Fusion)
- Segment 11D (Set to Impress)
- Segment 11E (City Commons)
- Segment 12A (Family Foundations)
- Segment 12B (Traditional Living)
- Segment 12C (Small Town Simplicity)
- Segment 12D (Modest Income Homes)
- Segment 13A (International Marketplace)
- Segment 13B (Las Casas)
- Segment 13C (NeWest Residents)
- Segment 13D (Fresh Ambitions)
- Segment 13E (High Rise Renters)
- Segment 14A (Military Proximity)
- Segment 14B (College Towns)
- Segment 14C (Dorms to Diplomas)
- Segment 15 (Unclassified)